What tells you a company's growth is built to last?

Not all growth is the same. A company can post impressive revenue figures for a few quarters, then stall when the market shifts or the underlying business model shows cracks. For investors who want to separate durable expansion from short-lived spikes, the key is to look beyond the headline numbers. Sustainable growth shows up in a combination of metrics that together reveal whether a company is gaining real economic traction or simply benefiting from a tailwind that could reverse.

The direct answer is that sustainable growth is identified by consistent and improving fundamentals: rising revenue that outpaces competitors, expanding profit margins, strong and growing cash flow, and a balance sheet that supports continued investment. These indicators, when tracked over several years and compared with forward estimates, give a much clearer picture than any single number. The real skill lies in knowing which metrics to weight and how to read the context behind them.



Revenue growth with quality

Revenue growth is the starting point, but not all revenue is valuable. A company that grows sales by cutting prices or loosening payment terms may be borrowing from future quarters. Look for revenue growth that is driven by volume increases, price improvements, or a mix of both. Year-over-year comparisons over three to five years smooth out one-time events and seasonality. If growth is accelerating or holding steady while the industry slows, that is a positive signal.

Equally important is the composition of that revenue. Recurring revenue streams, such as subscriptions or long-term contracts, provide visibility and reduce the risk of sudden drops. One-off sales or project-based revenue can be lumpy and harder to predict. When you screen companies using stock valuation tools, filtering for those with a high percentage of recurring revenue is a practical way to narrow the field to more predictable growers.

Margin expansion as a sign of efficiency

Revenue growth alone does not create value if costs are growing faster. Margin expansion shows that a company is gaining operating leverage. Gross margin tells you whether the core product or service is becoming more profitable over time. Operating margin adds in the cost of running the business, and net margin shows the bottom line after all expenses and taxes.



Watch for trends rather than single data points. If gross margin is rising while revenue grows, the company may be benefiting from economies of scale or pricing power. If operating margin is expanding faster than gross margin, it could mean that selling, general and administrative costs are being controlled. But be cautious: margin expansion driven by cutting crucial investments, like research and development or marketing, may hurt long-term growth. The best sustainable growers improve margins while maintaining or increasing those investments.

Cash flow tells the real story

Profit as reported under accounting rules can be distorted by non-cash charges, one-time gains, or aggressive revenue recognition. Cash flow from operations strips away those distortions and shows the actual cash the business generates. Sustainable growth requires that cash flow from operations grows in line with or faster than net income over time. If net income is rising but operating cash flow is flat or declining, there may be a quality problem.

Free cash flow, which subtracts capital expenditures, is even more telling. It represents the cash available for reinvestment, debt repayment, dividends, or share buybacks. A company that

consistently generates positive and growing free cash flow has the financial flexibility to fund its own growth without relying on external financing. That independence is a hallmark of sustainable expansion. When you run a screen using an earnings analysis platform, adding free cash flow growth as a filter helps isolate companies that are not just profitable on paper but also in practice.

The balance sheet as a foundation

Growth funded by debt can be fragile. High leverage amplifies returns in good times but can become a drag when revenue slows or interest rates rise. A sustainable grower typically has a manageable level of debt relative to its earnings and cash flow. The debt-to-equity ratio and the interest coverage ratio are two basic checks. Interest coverage of more than three times is generally considered healthy, though the threshold varies by industry.

Stock Market

See All

Get Started

Get Started

AAPL Apple Inc

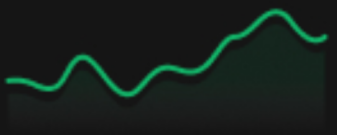

AAPL Apple Inc

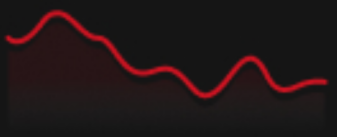

AAPL Apple Inc

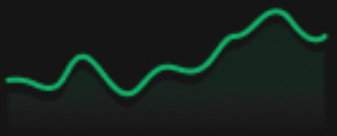

AAPL Apple Inc

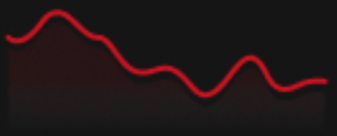

AAPL Apple Inc

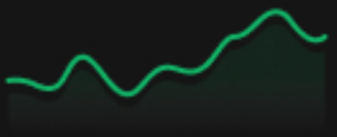

AAPL Apple Inc

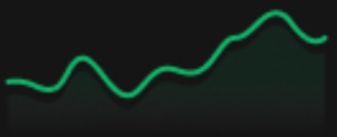

AAPL Apple Inc

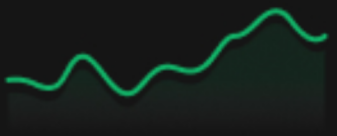

Also look at how the company uses its cash. Reinvestment in the business, whether through capital expenditure, acquisitions, or research, should produce a return above the cost of capital. If return on invested capital (ROIC) is high and stable or improving, the company is deploying its resources efficiently. If ROIC is declining even as revenue grows, the new investment may be generating lower returns, which is a warning sign for sustainability.

Forward estimates and the market's view

Historical data tells you what happened. Forward estimates, such as projected revenue growth and earnings per share, tell you what the market expects to happen. Comparing current valuation multiples, like the price earnings ratio or price sales ratio, with these forward estimates can reveal whether the growth is already priced in. A stock with strong historical growth but a very high forward P/E may be vulnerable if the company fails to meet elevated expectations.

Forward estimates are not predictions; they are consensus views that can change quickly. But they provide a useful benchmark. If a company consistently beats its forward estimates, that suggests the business is outperforming the market's assumptions, which often leads to upward revisions and stock price gains. Conversely, repeated misses can indicate that the growth story is losing momentum.

Intrinsic value and the margin of safety

Ultimately, sustainable growth is only valuable if the stock is bought at a reasonable price. Intrinsic value estimates, derived from discounted cash flow models or comparable company analysis, help determine whether the current share price leaves room for error. A company with strong fundamentals but a stock trading well above its intrinsic value may still be a poor investment if growth disappoints. The margin of safety, the difference between intrinsic value and market price, is a classic concept that remains relevant. Even the best growth story can fail to deliver adequate returns if the entry price is too high.



Putting all these pieces together takes practice. A single quarter of strong revenue growth does not make a sustainable grower. It is the pattern of improving fundamentals, consistent cash generation, and prudent capital allocation over multiple years that builds conviction. Screening tools that combine fundamental, quality, and risk metrics can speed up the process, but the final judgment always requires reading the context behind the numbers. An earnings analysis platform that lets you layer these indicators and compare them across a universe of stocks is a practical starting point. From there, the investor's own research and judgment determine which growth stories are truly built to last.